



OX2R AGONISTS FOR THE TREATMENT OF NARCOLEPSY TYPE 1

Deborah Hartman, PhD

Global Program Leader, Neuroscience

Takeda Pharmaceutical Company Limited


New York, NY

November 14, 2019



Better Health, Brighter Future

NARCOLEPSY TYPE 1 IS A RARE, ACQUIRED CHRONIC NEUROLOGICAL DISORDER



- Psychosocially devastating effects
- Current treatments are only partially effective
- Polypharmacy is common



“ When I'm awake, sleep is constantly intruding on that part of my life. And when I'm asleep, wakefulness is constantly intruding on that part of my life. It's frustrating because no matter how well you regulate your narcolepsy, you're always tired. You're exhausted. ”

- **Charlie**, adviser with NT1

1. Narcolepsy Network. Narcolepsy Fast Facts. Available at: <https://narcolepsynetwork.org/about-narcolepsy/narcolepsy-fast-facts/>. Last Updated June 2015. Last Accessed Sept. 2019

2. Thorpy et al. Sleep Med. 2014 May;15(5):502-7

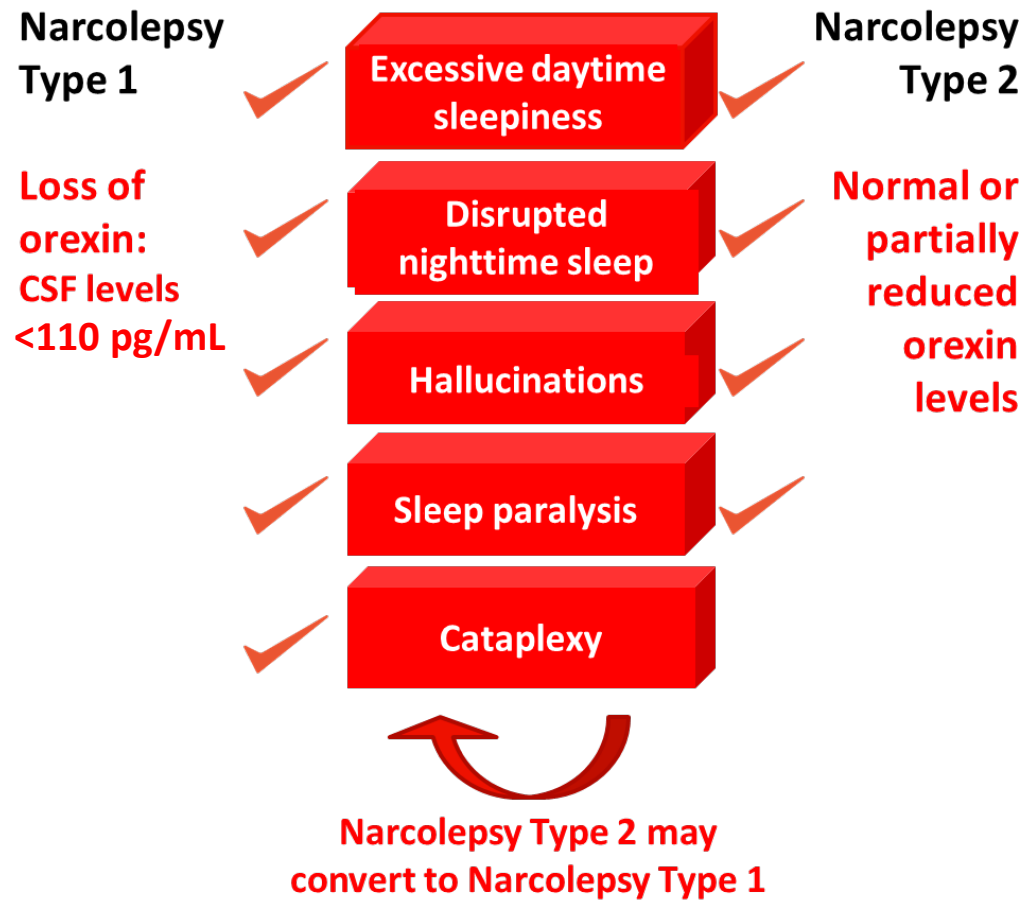
3. Frauscher B, J Clin Sleep Med 2013;9(8):805-12

NARCOLEPSY TYPE 1 IS DISTINGUISHED BY THE PRESENCE OF CATAPLEXY AND LOW OREXIN LEVELS



“It’s not just about sleep, it’s about quality of wakefulness ... it’s really about partnership with your extended family, your spouse, taking care of your children... it limits my ability to play with my kids.”

-Sara, adviser with NT1



Other hypersomnia disorders

- Idiopathic Hypersomnia
- Residual Excessive Daytime Sleepiness in Obstructive Sleep Apnea¹

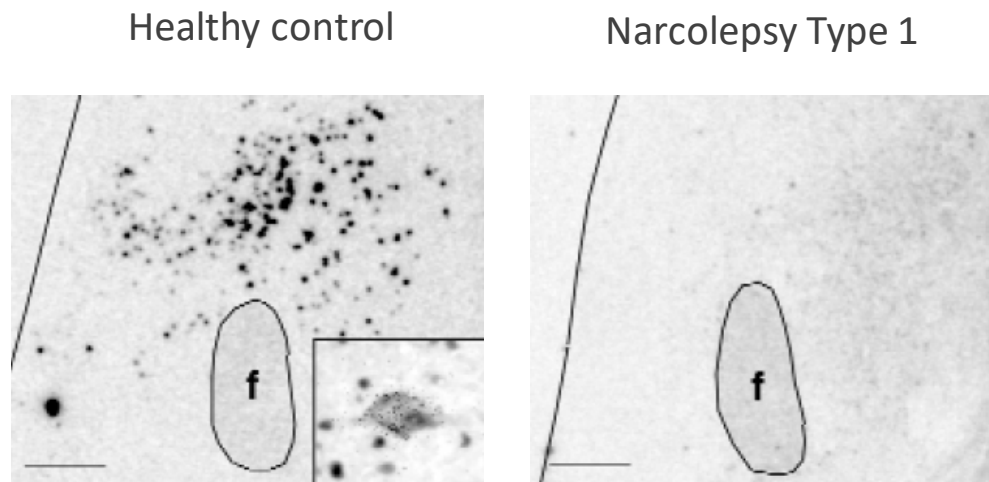
CSF: Cerebral spinal fluid; Orexin also referred to as hypocretin

1. Individuals with Obstructive Sleep Apnea who are compliant with use of continuous positive airway pressure at night

NARCOLEPSY TYPE I IS CAUSED BY PROFOUND LOSS OF OREXIN-PRODUCING NEURONS

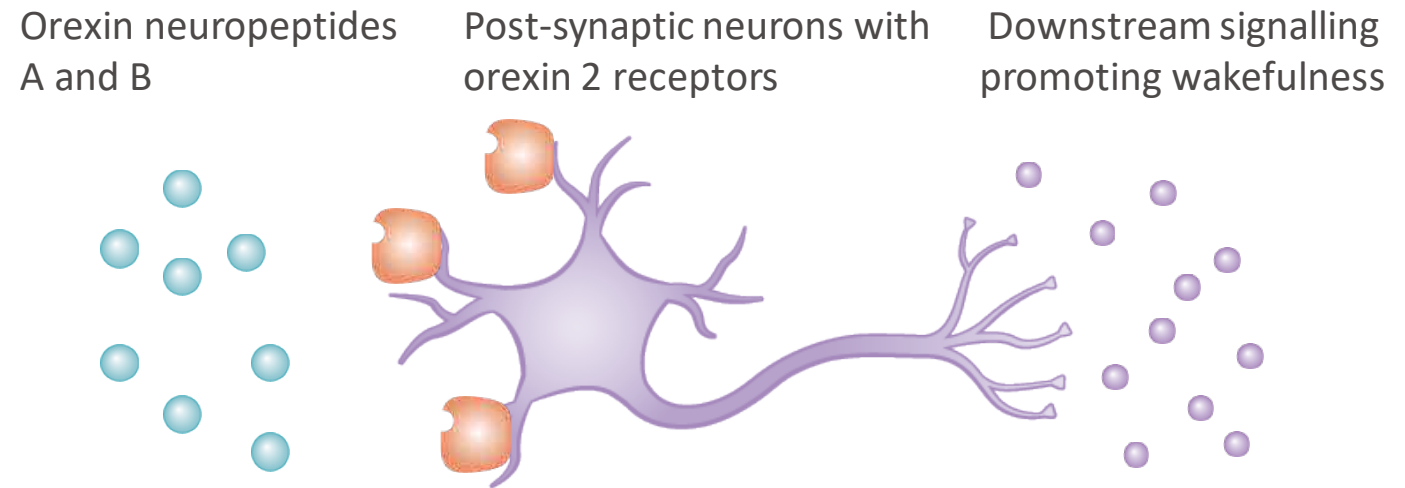


OREXIN mRNA LABELLING OF POSTMORTEM HYPOTHALAMIC SECTIONS



- Individuals with NT1 have >85% less orexin neurons than control, which are located in the hypothalamus^{1, 2}

ACTIVATION OF OREXIN 2 RECEPTOR (OX2R) LEADS TO AROUSAL AND PROMOTES WAKEFULNESS³



THE OREXIN HYPOTHESIS IN NARCOLEPSY TYPE I
An orexin 2 receptor agonist may replace the missing endogenous orexin peptide, addressing the underlying orexin deficiency of Narcolepsy Type 1 and reduce disease specific symptoms

f: fornix

1. Reprinted by permission from Springer Nature. Peyron C, et al. *Nat Med.* 2000;6:991-997

2. Thannickal TC, et al. *Neuron.*2000;27:469-474

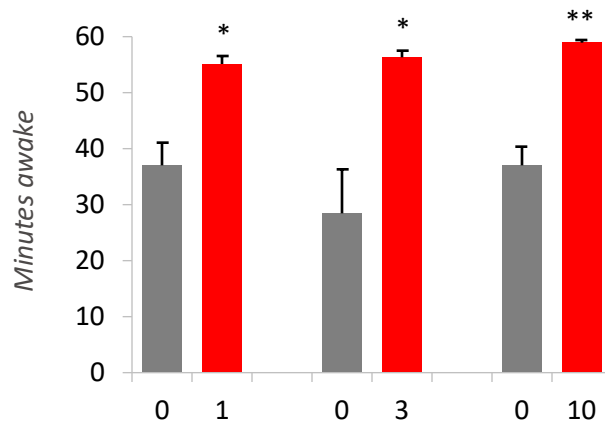
3. Tsujino N, et al. *Pharmacol. Rev.* 2009;61(2):162-176

TAK-925, A SELECTIVE OX2R AGONIST, REDUCES NARCOLEPSY-LIKE SYMPTOMS IN AN OREXIN-DEFICIENT MOUSE MODEL



TAK-925 FULLY RESTORED WAKEFULNESS

Wakefulness time of NT1 mouse model in active phase for one hour

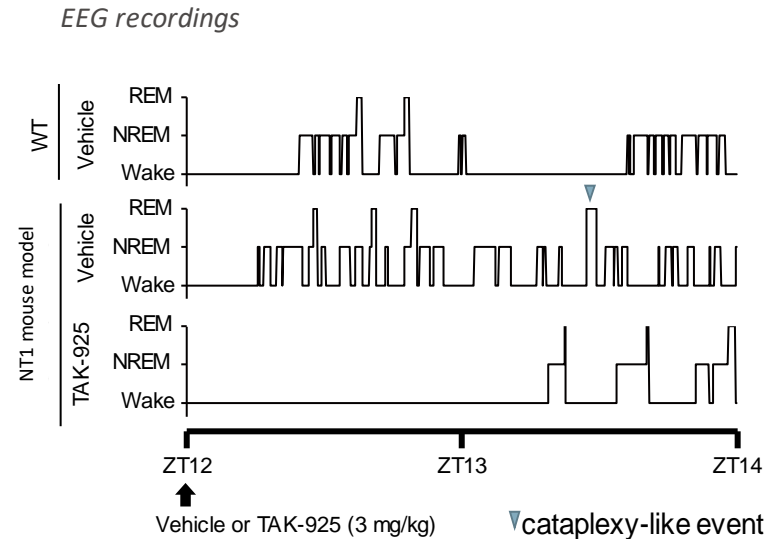


TAK-925 (mg/kg, s.c.)

*p<0.05, **p<0.01 vs placebo

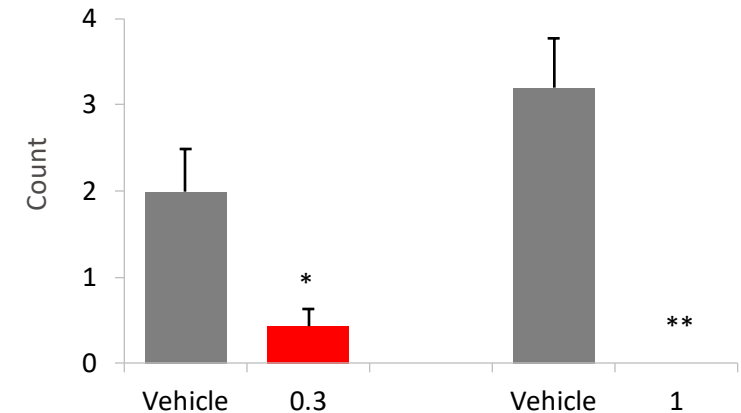
TAK-925 ELIMINATED SLEEP / WAKE TRANSITIONS

Hypnogram of sleep/wake transitions in NT1 mouse model



TAK-925 ABOLISHED CATAPLEXY-LIKE EPISODES

Cataplexy-like episodes in NT1 mouse model for three hours after chocolate



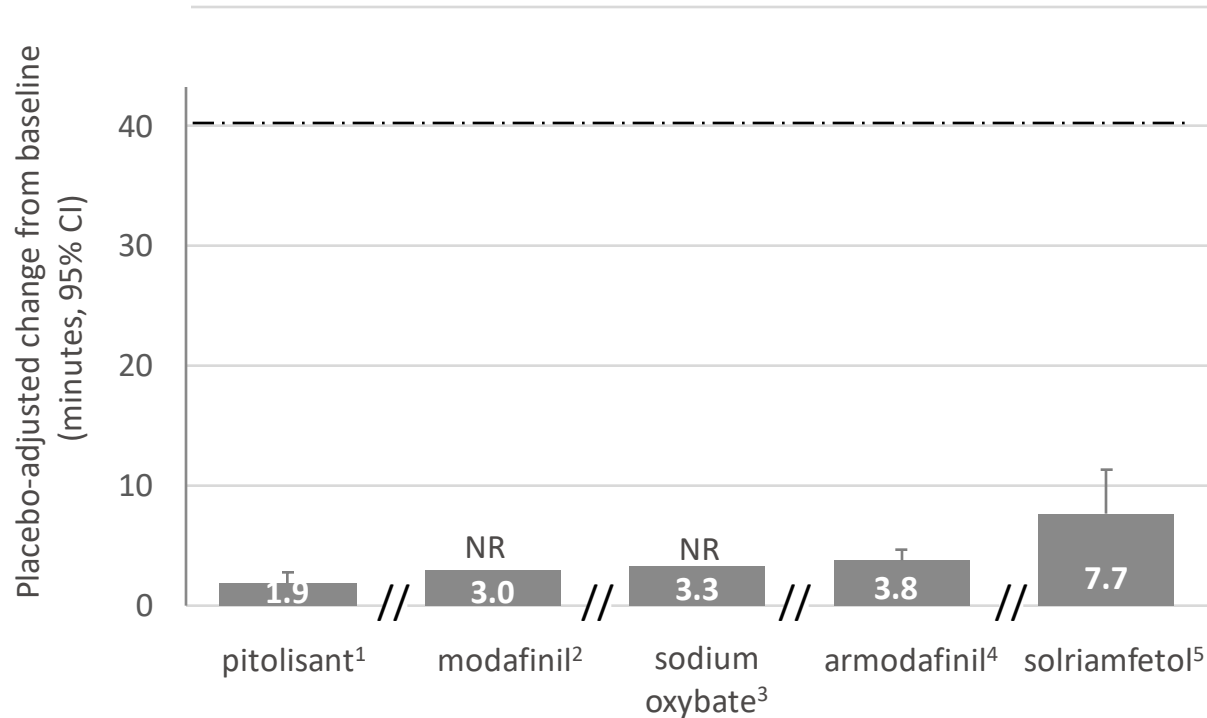
TAK-925 (mg/kg, s.c.)

*p<0.05, **p<0.01 vs placebo

TAK-925 SHOWED PROMISING ABILITY TO MAINTAIN WAKEFULNESS IN AN EARLY PROOF OF CONCEPT STUDY IN NT1 PATIENTS

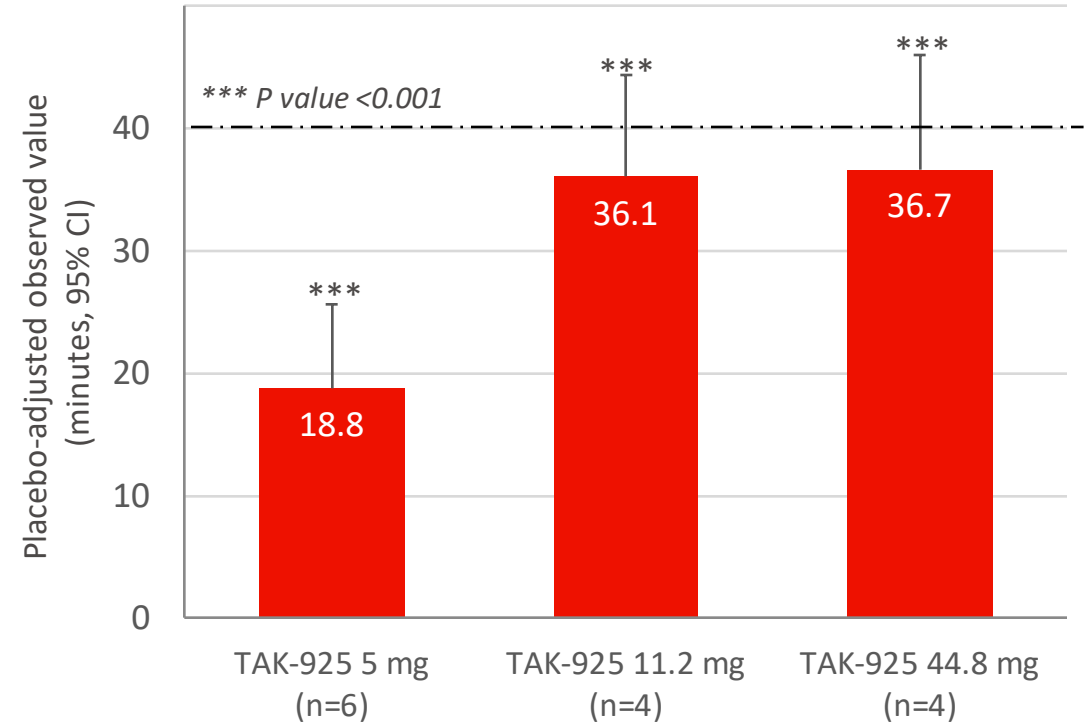


SLEEP LATENCY IN THE MAINTENANCE OF WAKEFULNESS TEST (MWT): CURRENT TREATMENTS



SLEEP LATENCY IN THE MAINTENANCE OF WAKEFULNESS TEST (MWT): TAK-925 (N=14)

(single dose nine hour continuous IV infusion during the day)⁶



- TAK-925 was well-tolerated; most AEs were mild and no SAEs were observed
- In this TAK-925-1001 study, four 40 minute MWTs were conducted per period
- Direct cross-study comparison can not be made between TAK-925 and treatments due to different studies with different designs

NR: 95% CI not reported

1. Lancet Neurol. 2017 Mar;16(3):200-207; 2. FDA statistical Review: Page 5, 200 mg; 3. Label/Trial N4; 4. Clinicaltrials.gov (NCT00078377); 5. FDA Statistical Review, Study 14-002, 150 mg

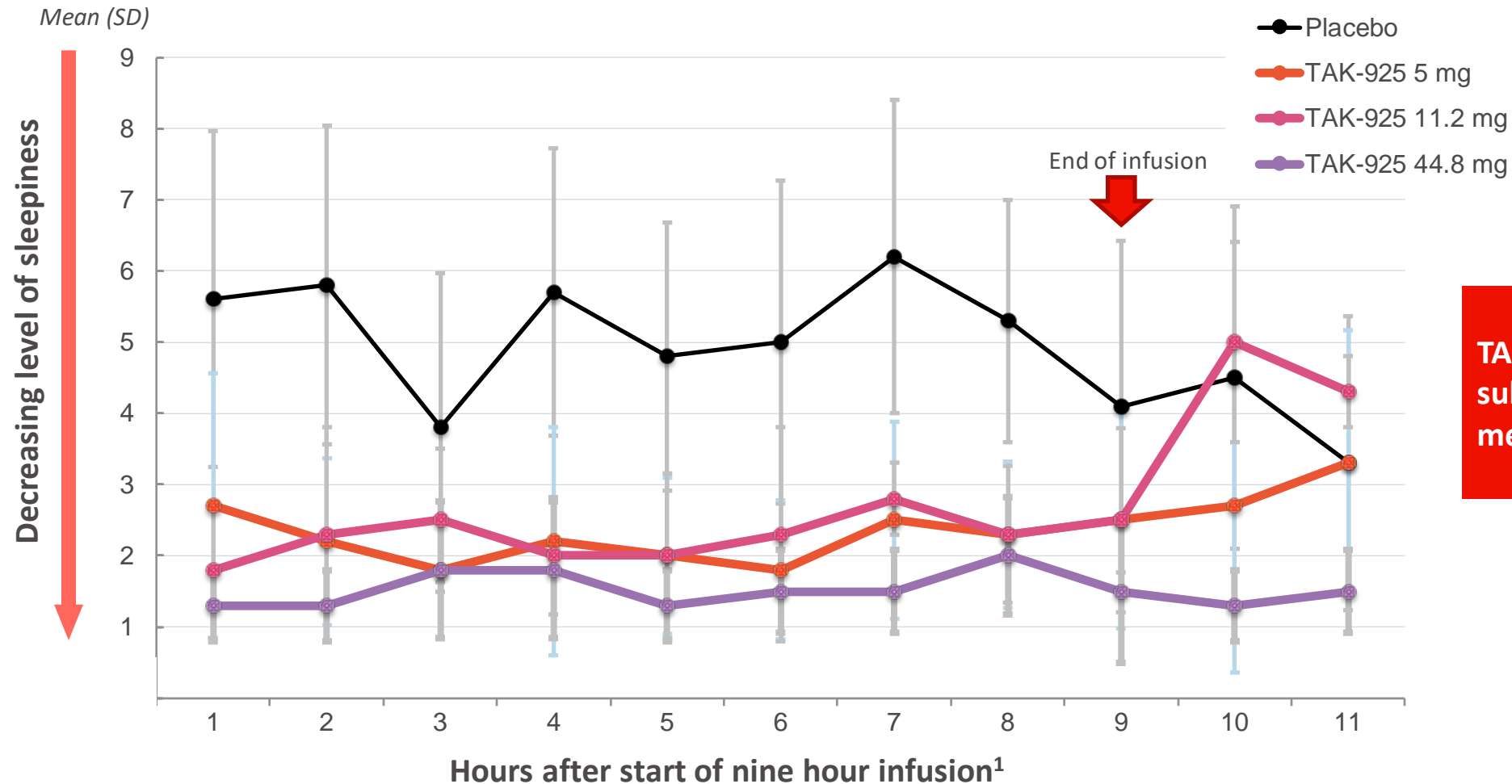
6. Evans R, Tanaka S, Tanaka S, et al. 2019. A phase 1 single ascending dose study of a novel orexin 2 receptor agonist, TAK-925, in healthy volunteers (HV) and subjects with narcolepsy type 1 (NT1) to assess safety, tolerability, pharmacokinetics, and pharmacodynamic outcomes. Abstract presented at World Sleep 2019. Vancouver, Canada. <http://www.professionalabstracts.com/ws2019/iPlanner/#/presentation/1832>

TAK-925 ALSO REDUCED SUBJECTIVE SLEEPINESS IN THIS EARLY PROOF OF CONCEPT STUDY IN NT1



KAROLINSKA SLEEPINESS SCALE VALUES DURING AND AFTER ADMINISTRATION OF TAK-925

(single dose nine hour continuous IV infusion during the day)



TAK-925 improved subjective and objective measures of wakefulness

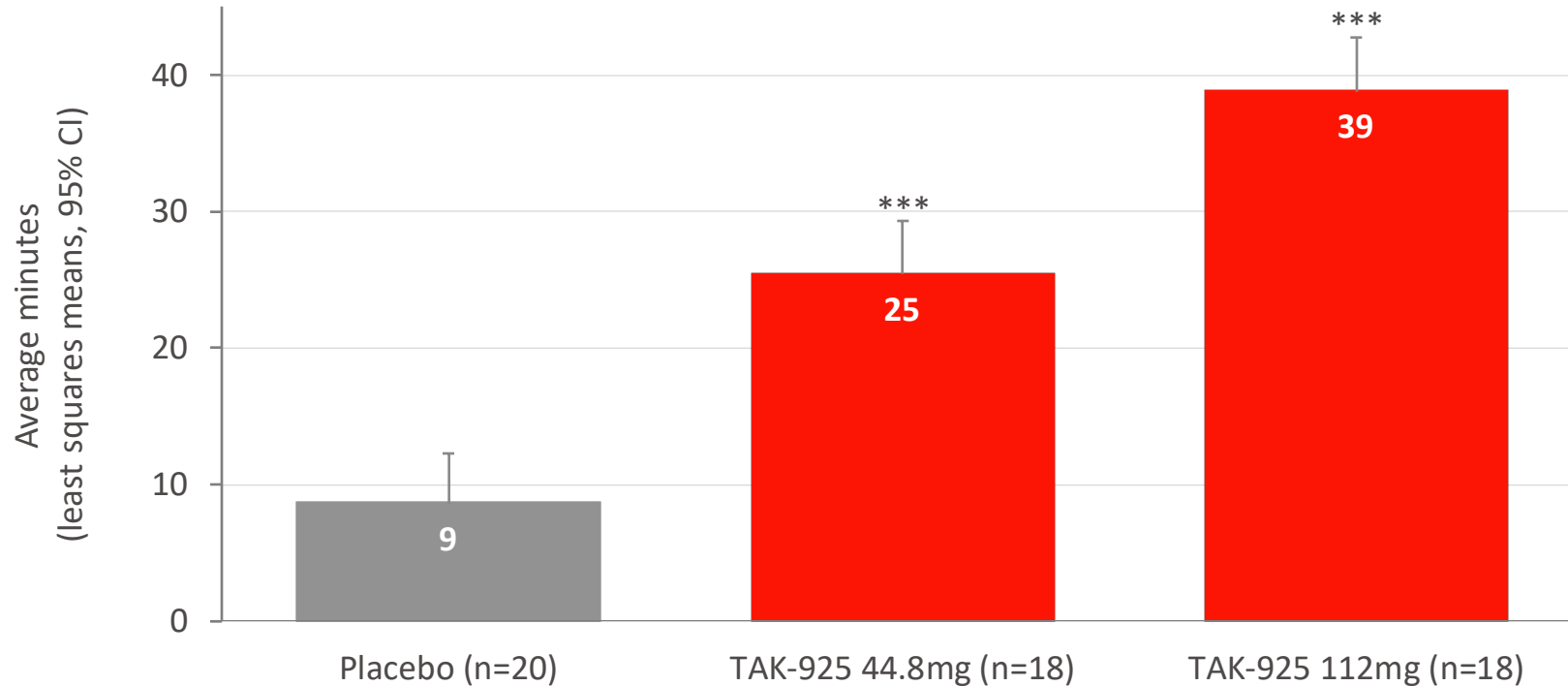
1. TAK-925 effective plasma half-life <2 hours

Evans R, Tanaka S, Tanaka S, et al. 2019. A phase 1 single ascending dose study of a novel orexin 2 receptor agonist, TAK-925, in healthy volunteers (HV) and subjects with narcolepsy type 1 (NT1) to assess safety, tolerability, pharmacokinetics, and pharmacodynamic outcomes. Abstract presented at World Sleep 2019. Vancouver, Canada. <http://www.professionalabstracts.com/ws2019/iPlanner/#/presentation/1832>

TAK-925 MAINTAINED WAKEFULNESS IN SLEEP-DEPRIVED HEALTHY ADULTS IN A SECOND PHASE 1 STUDY



SLEEP LATENCY IN THE MAINTENANCE OF WAKEFULNESS TEST (MWT) IN SLEEP-DEPRIVED HEALTHY ADULTS¹



Results suggest potential therapeutic use of TAK-925 in other hypersomnia disorders not associated with orexin deficiency

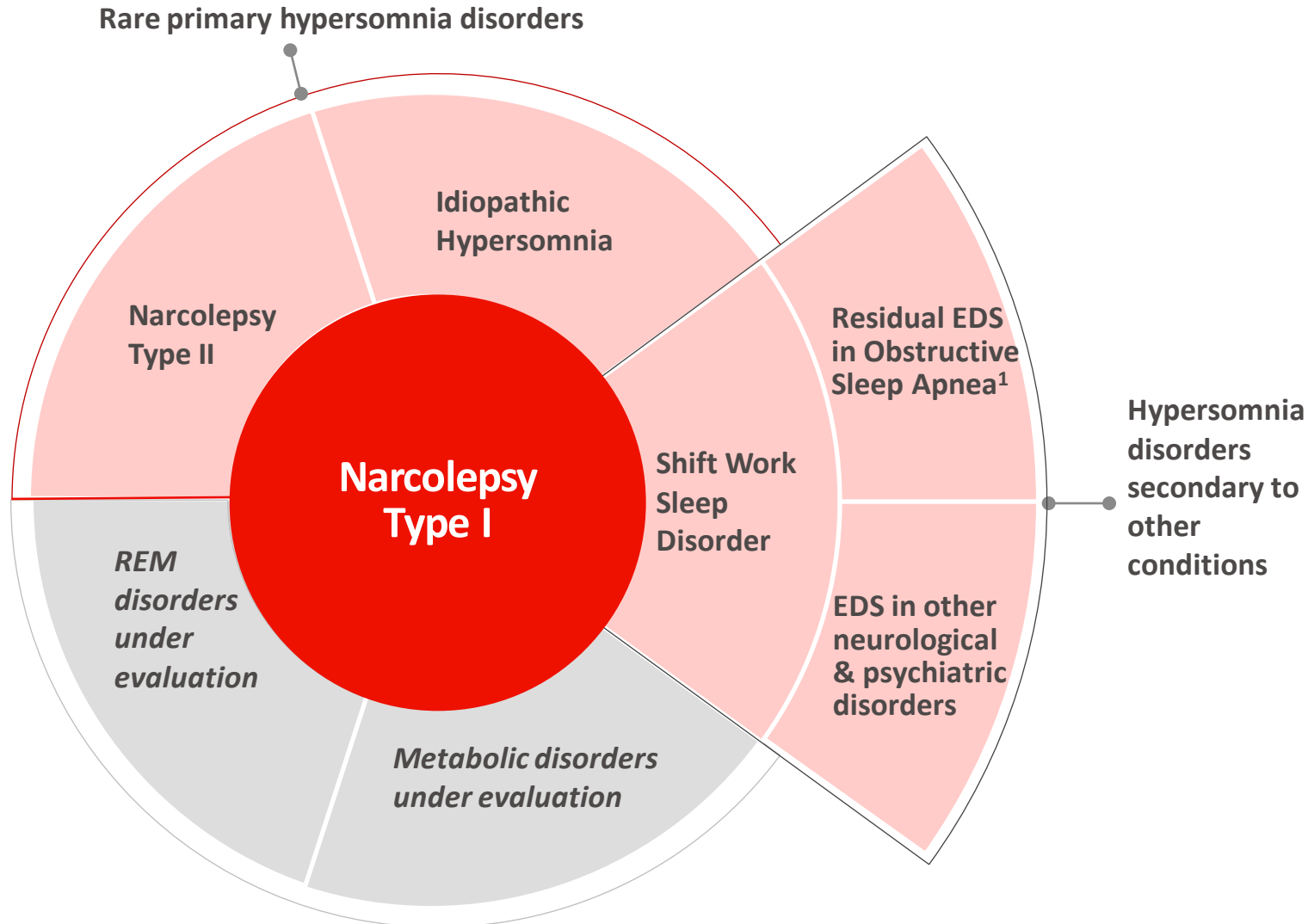
TAK-925 was well-tolerated; most AEs were mild and no SAEs were observed

1. Evans R, Hazel J, Faessel H, et al. 2019. Results of a phase 1b, 4-period crossover, placebo-controlled, randomized, single dose study to evaluate the safety, tolerability, pharmacokinetics, and pharmacodynamics of TAK-925, a novel orexin 2 agonist, in sleep-deprived healthy adults, utilizing modafinil as an active comparator. Abstract presented at World Sleep 2019. Vancouver, Canada. <http://www.professionalabstracts.com/ws2019/iPlanner/#/presentation/2821>

2. Int J Neurosci. 1990 May;52(1-2):29-37

***: p-value <0.001 relative to placebo

WE ARE COMMITTED TO LEADING INNOVATION IN OREXIN BIOLOGY AND EXPANDING THERAPEUTIC INDICATIONS FOR OX2R AGONISTS



- Top priority
- Other hypersomnia disorders
- Additional opportunities for expansion

- **TAK-925-1003** for Narcolepsy Type 2 (NCT03748979)
- **SPARKLE 2001** study for Residual EDS in Obstructive Sleep Apnea (NCT04091425)
- **SPARKLE 2002** study for Idiopathic Hypersomnia (NCT04091438)

REM: Rapid eye movement

1. Individuals with Obstructive Sleep Apnea who are compliant with use of continuous positive airway pressure at night

TAK-994 IS AN ORAL OX2R AGONIST PROGRESSING TO STUDIES IN NARCOLEPSY TYPE 1



TAK-994-1501 PROOF OF CONCEPT STUDY IN NARCOLEPSY TYPE 1



- Multi-center, placebo-controlled trial in North America and Japan
- Enrollment target: 72 adults
- Duration of treatment: 28 days dosing
- Exploratory outcome measures include Maintenance of Wakefulness Test (MWT), Epworth Sleepiness Scale (ESS), and Weekly Cataplexy Rate (WCR)

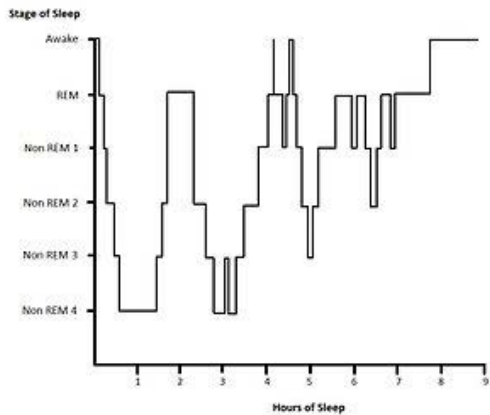
DIGITAL TECHNOLOGIES ARE ENHANCING THE DEVELOPMENT OF OX2R AGONISTS FOR SLEEP DISORDERS



TRADITIONAL CLINICAL INSTRUMENTS DO NOT FULLY MEASURE SYMPTOMS OF SLEEP DISORDERS

DIGITAL MEASURES WILL FURTHER CHARACTERIZE SLEEP ARCHITECTURE AND SUPPORT CLINICAL TRIAL ASSESSMENTS

Hand-scored polysomnography (PSG)¹

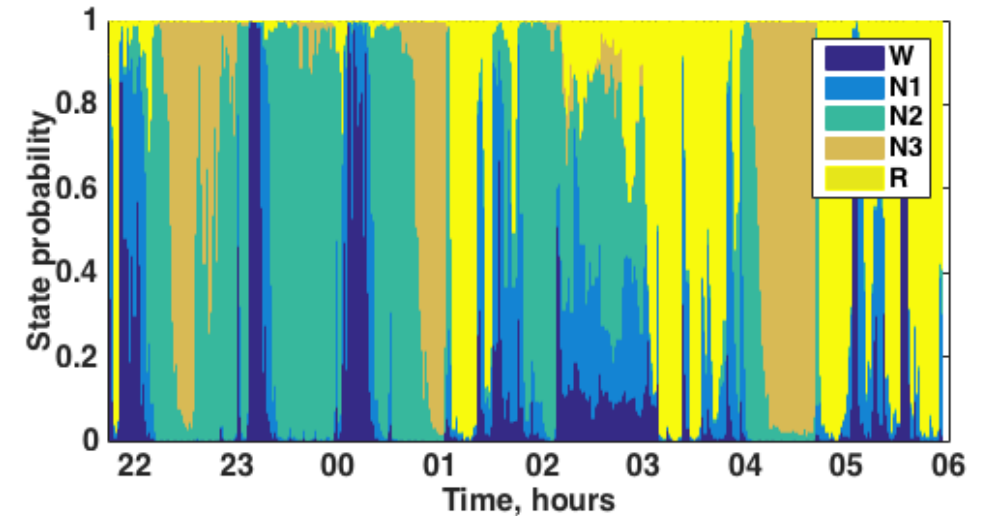


PATIENT ACTIVITY DIARY
for Holter Electrocardiogram

Patient name _____	
Hook-up date _____	Recorder # _____
Start time _____ AM/PM	Age _____
End time _____ AM/PM	Sex _____
Patient ID _____	
Physician _____	Phone # _____
Facility _____	
Indications _____	
Medications _____	
Pacemaker _____ Type _____	
Hook-up Technician _____	



Automated analysis of NT1 nPSG²



- Real-time data capture to understand disease burden and effects of treatment
- Non-invasive measures to optimize therapy
- Patient stratification using digital fingerprints

nPSG – Night time polysomnography

1. Approximately 80% interrater concordance based on Danker-Hopfe et al., J Sleep Res (2009) and Younes & Hanly, J Clin Sleep Med (2016); 2. Analysis shown is based on Stephansen et al., Nature Comm (2018)

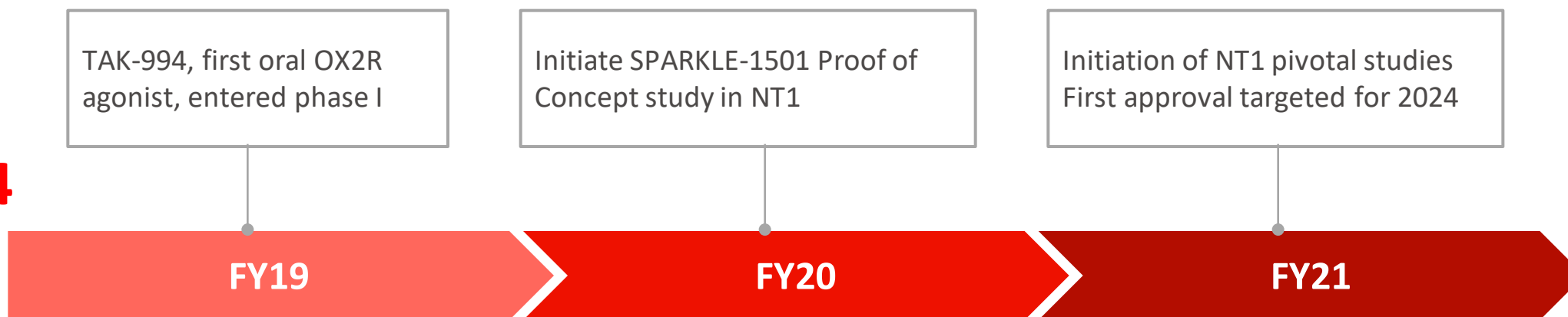
WE ASPIRE TO BRING A POTENTIALLY TRANSFORMATIVE OX2R AGONIST SOLUTION TO INDIVIDUALS WITH NARCOLEPSY TYPE 1



TAK-925

- Achieved early Proof of Concept for NT1
- Awarded Breakthrough Therapy Designation
- Awarded Sakigake Designation
- Launched formulation development activities

TAK-994



Thank you to all the study participants who have enrolled in these early OX2R agonist clinical trials

1

TAK-925 has achieved early Proof-of-Concept for OX2R agonists in Narcolepsy Type 1

2

TAK-925 has demonstrated potential of OX2R agonists for treatment of other sleep-related disorders

3

TAK-994 is an oral OX2R agonist progressing to studies in Narcolepsy Type 1

R&D DAY AGENDA – NEW YORK, NOVEMBER 14, 2019



TIME	AGENDA
12:30 – 12:35	Welcome and Opening Remarks <i>Sheelagh Cawley-Knopf, Head R&D Global Portfolio Strategy</i>
12:35 – 12:45	Takeda: A Global Values-Based, R&D-Driven Biopharmaceutical Leader <i>Christophe Weber, President & CEO Takeda</i>
12:45 – 13:20	Translating Science into Highly Innovative, Life-changing Medicines <i>Andy Plump, President R&D</i>
13:20 – 13:45	Oncology and Cell Therapies with Spotlight on CAR-NK <i>Chris Arendt, Head Oncology Drug Discovery Unit</i>
13:45 – 14:05	Spotlight on Oncology Opportunities <ul style="list-style-type: none">• TAK-788 : <i>Rachael Brake, Global Program Lead</i>• Pevonedistat : <i>Phil Rowlands, Head Oncology Therapeutic Area Unit</i>
14:05 – 14:20	Break
14:20 – 14:45	Rare Diseases & Gene Therapy <i>Dan Curran, Head Rare Disease Therapeutic Area Unit</i>
14:45 – 15:00	Spotlight on Orexin2R agonists <i>Deborah Hartman, Global Program Lead</i>
15:00 – 15:20	Therapeutic Area Focus in GI with Spotlight on Celiac Disease <i>Asit Parikh, Head GI Therapeutic Area Unit</i>
15:20 – 16:00	Panel Q&A Session
16:00	Drinks reception



THERAPEUTIC AREA FOCUS IN GI WITH SPOTLIGHT ON CELIAC DISEASE



Asit Parikh, MD, PhD

Head Gastroenterology Therapeutic Area Unit

Takeda Pharmaceutical Company Limited

New York, NY

November 14, 2019

WE TARGET UNMET NEEDS THAT ALIGN WITH OUR STRENGTHS



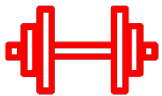
AREAS OF FOCUS



High unmet medical need



Potential to advance SoC through innovative science – by being first or best in class



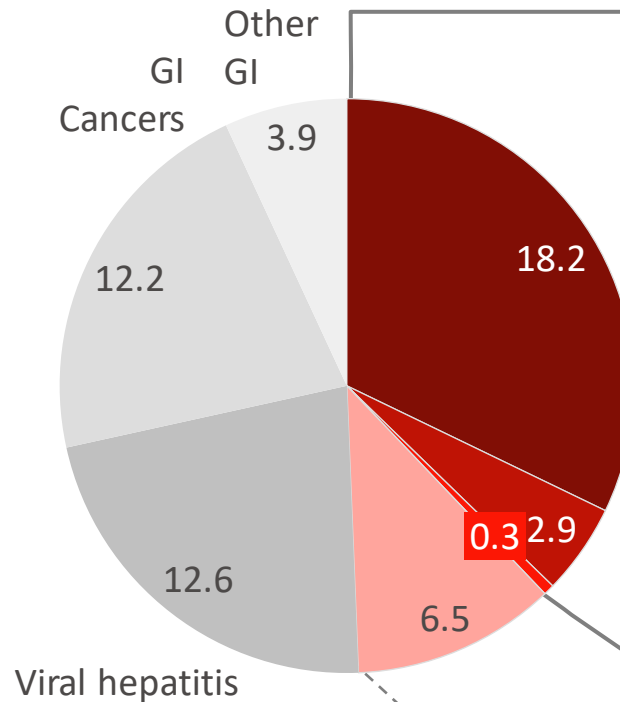
Fit with internal strengths



Ability to create a commercially - viable path

GI WW RX SALES 2018 (USD BN)

Total = \$57Bn



TAKEDA GI DISEASE AREAS



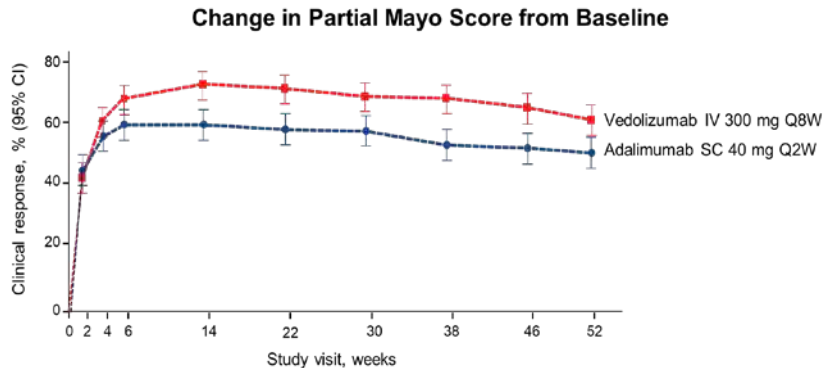
WE STRENGTHEN ENTYVIO BY CONTINUOUSLY IMPROVING VALUE FOR PATIENTS



COMPETITIVE POSITIONING

VARISITY: 1st Head-to-Head study in IBD (UC)

- Vedolizumab was superior to adalimumab on the primary endpoint of clinical remission at wk 52
- Onset of action as rapid as anti-TNF



EXPANDED PATIENT POPULATIONS

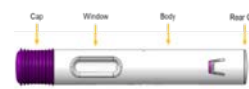
Entyvio Subcutaneous Development

- Positive VISIBLE UC and CD trials
- Subject to regulatory approval, on track to launch exclusive, digital, needle-free jet-injector by 2022

Prefilled syringe



Autoinjector pen



Portal jet-injector



Gut GvHD prophylaxis

- Could **transform SoC** for cancer patients undergoing allo stem-cell transplants



GEOGRAPHIC EXPANSION

Entyvio IV

- Approved in **68 countries**
- Launched in Japan (UC: Nov 2018, CD: May 2019)

EXPECTED MILESTONES (FY)

2019
Entyvio (SC UC) US approval

2020
Entyvio (SC CD) US, EU approval
Entyvio (SC UC) EU, JP approval
Entyvio (IV) CN approval

2021
Entyvio GvHD Ph3 readout

Source: Sands *et al.* Vedolizumab versus Adalimumab for Moderate-to-Severe Ulcerative Colitis. *N Engl J Med* 2019; 381:1215-1226

IBD: Inflammatory Bowel Disease; UC: ulcerative colitis; CD: Crohn's Disease; IV=intravenous; SC=subcutaneous; TNF=tumour necrosis factor; SoC: standard of care; CN: China; JP: Japan; GvHD: graft versus host disease;

Clinical remission: Complete Mayo score of ≤ 2 points and no individual subscore >1 point

WE ARE POSITIONED TO DELIVER NEAR-TERM & SUSTAINED GROWTH



TARGET APPROVAL	WAVE 1 ¹					WAVE 2 ²				PLATFORMS			
	CLINICAL-STAGE NMEs												
	FY20	FY21	FY22	FY23	FY24	FY25 AND BEYOND							
ONCOLOGY		TAK-788³ 2L NSCLC		TAK-007 Hematologic malignancies	TAK-924 AML	TAK-164 GI malignancies	TAK-252 Solid tumors				CELL THERAPY AND IMMUNE ENGAGERS	TARGETED INNATE IMMUNE MODULATION	NEXT-GEN CHECKPOINT MODULATORS
		TAK-924³ HR-MDS		TAK-788 1L NSCLC		TAK-573 R/R MM	TAK-981 Multiple cancers						
RARE DISEASES <i>Immunology Hematology Metabolic</i>		TAK-620 CMV infect. in transplant		TAK-611 MLD (IT)	TAK-607 Complications of prematurity	TAK-079⁴ MG, ITP	TAK-754 HemA	TAK-755 iTTP, SCD			GENE THERAPY		
		TAK-609 Hunter CNS (IT)		TAK-755 cTTP		TAK-531 Hunter CNS							
NEUROSCIENCE				TAK-935 DEE	Orexin2R-ag (TAK-925/994) Narcolepsy T1	TAK-341 Parkinson's Disease	Orexin2R-ag Sleep Disorders	TAK-041 CIAS NS			GENE THERAPY	OTHER PLATFORMS RNA Modulation Antibody Transport Vehicle	
						TAK-418 Kabuki Syndrome	TAK-653 TRD	TAK-831 CIAS NS					
						WVE-120101 Huntington's Disease	WVE-120102 Huntington's Disease						
GASTRO-ENTEROLOGY	TAK-721 EoE					Kuma062 Celiac Disease	TAK-101 Celiac Disease	TAK-018 Crohn's Disease (post-op and ileitis)	TAK-671 Acute Pancreatitis		GENE THERAPY	MICROBIOME	CELL THERAPY
						TAK-954 POGD	TAK-906 Gastroparesis	TAK-951 Nausea & vomiting					
VACCINES		TAK-003 Dengue Vaccine				TAK-214 Norovirus Vaccine	TAK-426 Zika Vaccine	TAK-021 EV71 vaccine					

1. Projected timing of approvals depending on data read-outs; some of these Wave 1 target approval dates assume accelerated approval

2. Some Wave 2 assets could be accelerated into Wave 1 if they have breakthrough data

3. Projected approval date assumes filing on Phase 2 data

4. TAK-079 to be developed in Rare Diseases indications myasthenia gravis (MG) and immune thrombocytopenic purpura (ITP) (FPI projected in each indication in 2H FY19)

Orphan potential in at least one indication
Estimated dates as of November 14, 2019

TAK-721: ON TRACK TO BE THE FIRST FDA APPROVED AGENT TO TREAT EOSINOPHILIC ESOPHAGITIS (EOE)



ADDRESSES SIGNIFICANT UNMET NEED

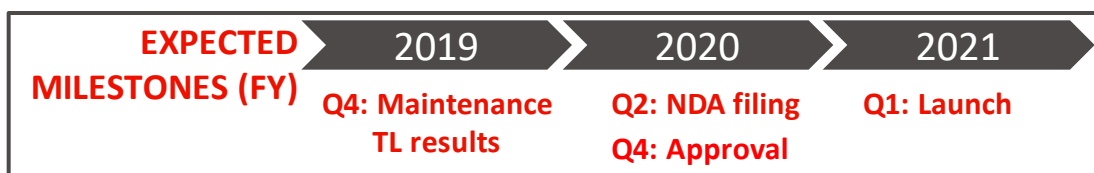
- Chronic, allergic, inflammatory condition of the esophagus that results in swallowing dysfunction
- Diagnosed prevalence is expected to increase significantly



No approved US medication
SOC is food elimination, off-label use¹



TAK-721 granted breakthrough therapy designation by FDA in 2016

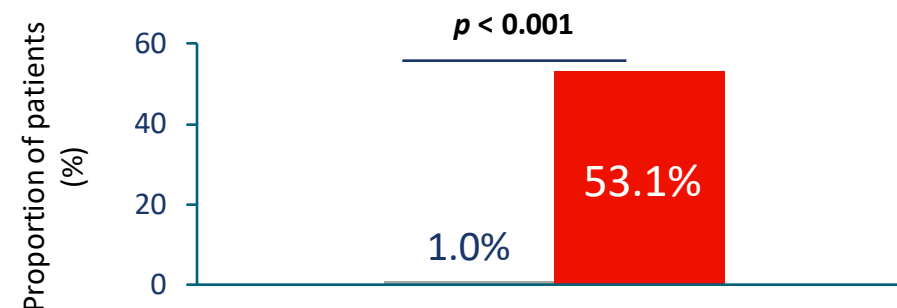


1. Swallowed use of glucocorticoids intended for asthma (e.g., home or compounded thickening of budesonide solution, or swallowing fluticasone aerosol).

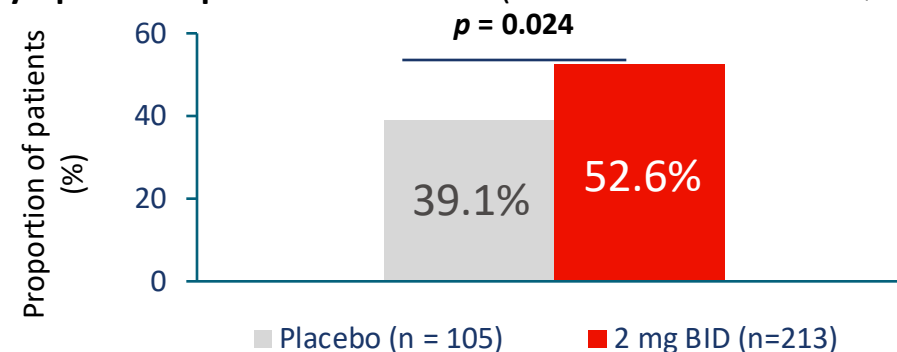
INDUCTION DATA SHOWS SIGNIFICANT HISTOLOGIC AND SYMPTOM RESPONSE

Results presented at presidential plenary at ACG, Texas, Oct 2019

Histologic Response at 12 Weeks (peak ≤ 6 eosinophils/hpf on biopsy)


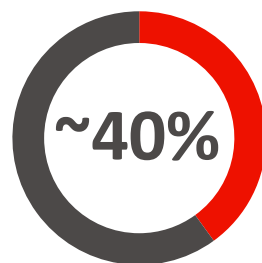
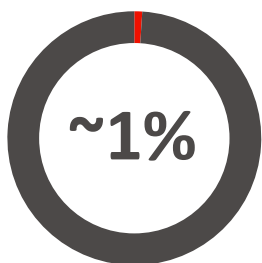


Symptom Response at 12 Weeks (≥ 30% reduction in DSQ score)



DSQ score: Dysphagia Symptom Questionnaire patient reported outcome score eos/hpf: peak eosinophils per high-powered field from endoscopic biopsies
Eos/hpf: eosinophils per high-power field; BID: Twice daily; SOC: Standard of care; NDA: new drug application

CELIAC DISEASE IS AN EXAMPLE OF A HIGH UNMET NEED AREA WITH NO THERAPIES



Global population affected by celiac¹

Patients still suffer from symptoms despite being on a gluten-free diet

Estimated global, eligible patient population²

- Overlooked disease, growing prevalence
- Chronic symptoms
- Higher risk of certain cancers
- High treatment burden affecting the whole family
- No current pharmacologic therapies



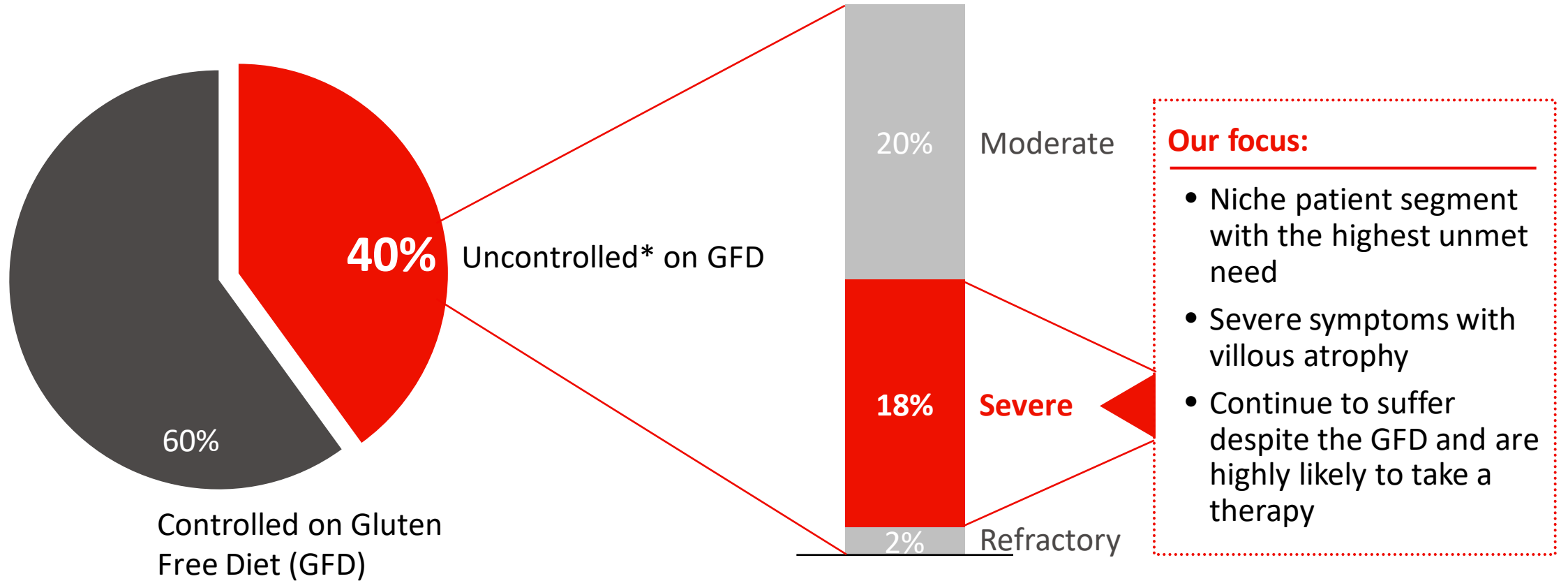
“Some of us are so extremely sensitive that one little crumb will make us extremely sick. I'm one of those people, and there is really nothing I can do about it”

– Delisi, Celiac disease patient

1. Pooled global prevalence; Clin Gastroenterol Hepatol. 2018 Jun;16(6):823-836

2. Estimated number of patients projected eligible for treatment, in markets where the product is anticipated to be commercialized, subject to regulatory approval

WE ARE FOCUSING ON THE NARROWEST POPULATION WITH HIGH UNMET NEED

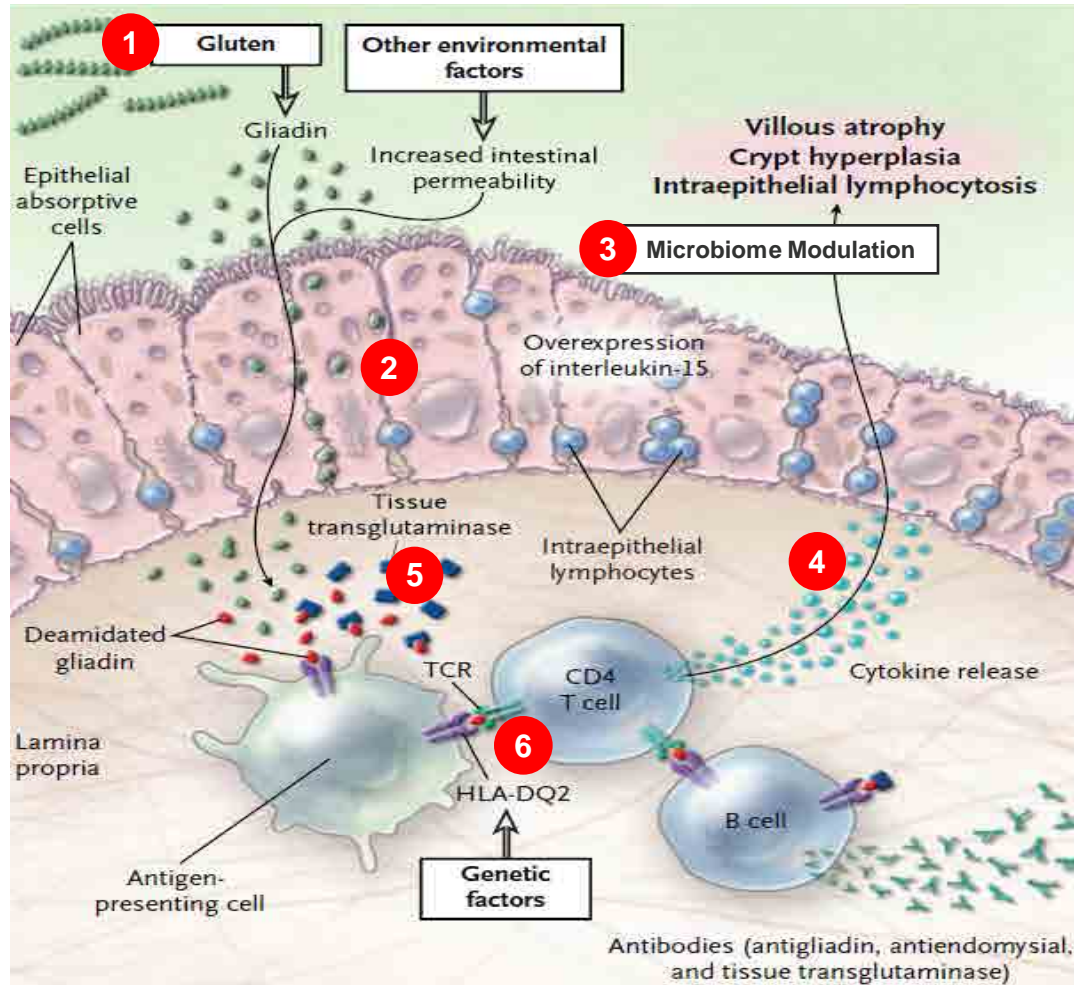


*Uncontrolled defined as ongoing chronic moderate to severe symptoms with villous atrophy

OUR APPROACH TO TREATING CELIAC DISEASE



TREATMENT OPPORTUNITIES FOR CELIAC DISEASE



Source: Green and Cellier, 2007

- 1 Enzymatic digestion of gluten
- 2 Reduce intestinal permeability
- 3 Microbiome modulation
- 4 Cytokine inhibition
- 5 Transglutaminase inhibition
- 6 Promote Immune tolerance



PVP BIOLOGICS

▶ Kuma062 promises greatly increased enzymatic efficiency and improved formulation over predecessors



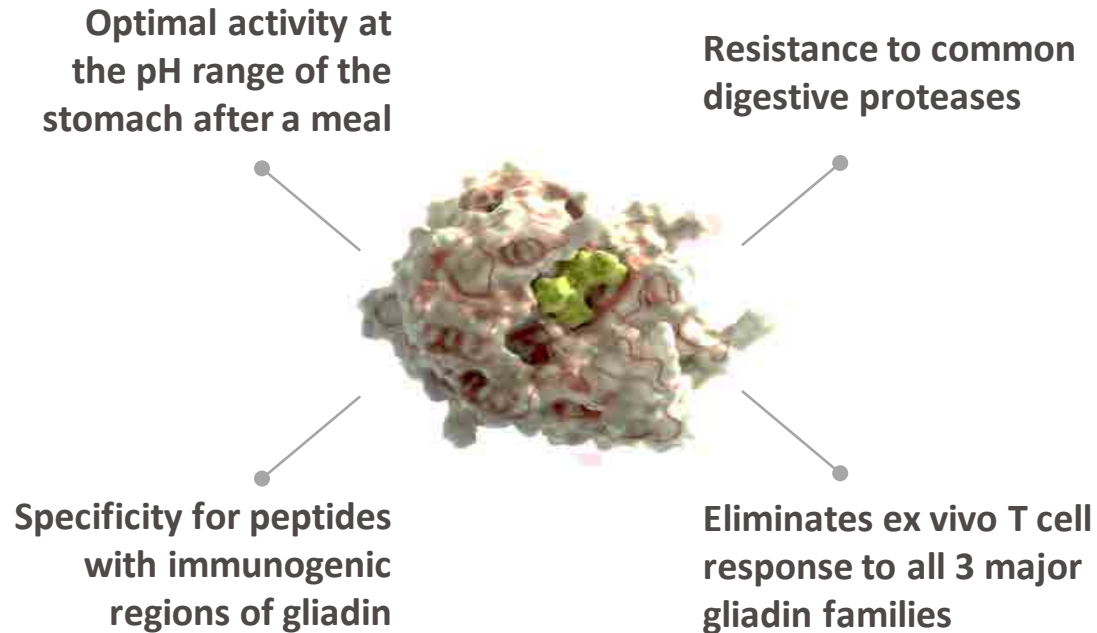
▶ TAK-101 (TIMP-GLIA) has the potential to be a first in class, tolerizing immune therapy for celiac disease

KUMA062: A HIGHLY POTENT ORAL GLUTENASE THAT COULD CHANGE THE STANDARD OF CARE IN CELIAC DISEASE



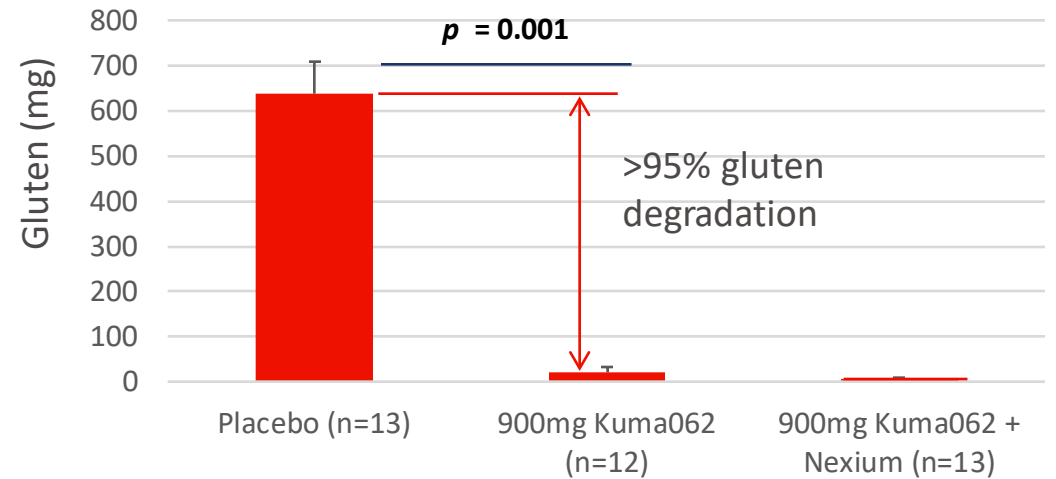
ABOUT KUMA062

- Kuma062 is an oral, computationally-engineered super glutenase
- Enhanced catalytic activity compared to other glutenases



CLINICAL DATA SHOWS KUMA062 CAN DEGRADE >95% OF INGESTED GLUTEN

Gluten recovery in gastric contents aspirated 30mins after meal containing 3g of gluten



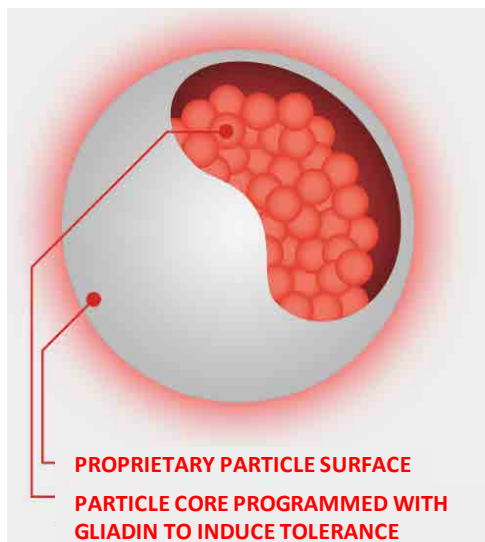
- Kuma well-tolerated, no identified safety concern
- Decision to acquire PVP Biologics expected Q3 FY2019

TAK-101: POTENTIAL BEST-IN-CLASS, INTRAVENOUS THERAPY FOR CELIAC DISEASE DESIGNED TO MODIFY T CELL RESPONSE



ABOUT TAK-101*

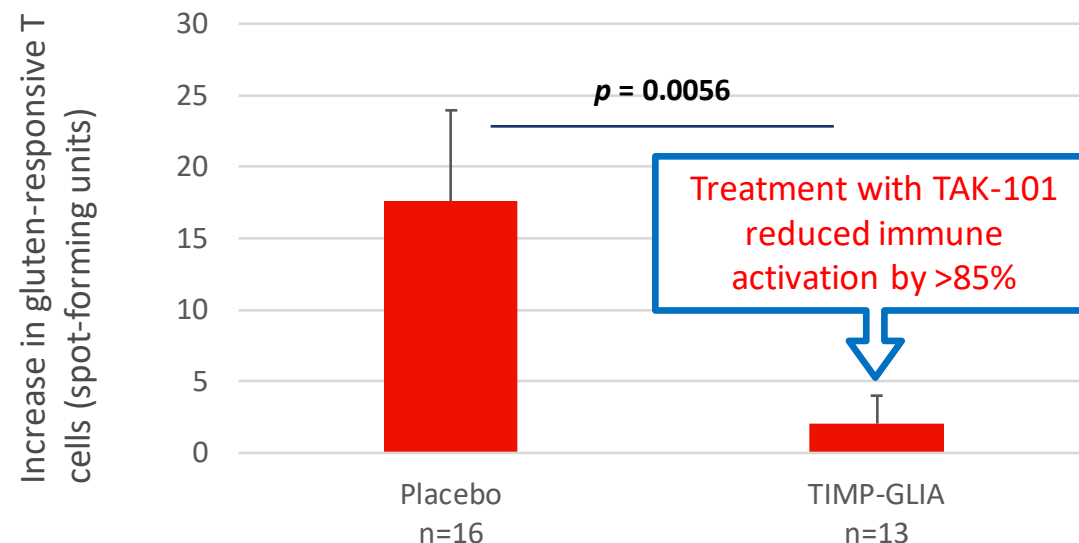
- Biodegradable polymer encapsulating antigen
- Designed to induce tolerance to gluten, reduce T cell responses to gliadin



- Expected to provide durable (3 months or longer) down regulation of T cell responses to immunogenic gliadin peptides

TAK-101 REDUCES IMMUNE ACTIVATION AFTER GLUTEN EXPOSURE

Interferon-gamma ELISPOT measurement of gluten-responsive T cells



TAKEDA ACQUIRED EXCLUSIVE GLOBAL LICENSE TO TAK-101



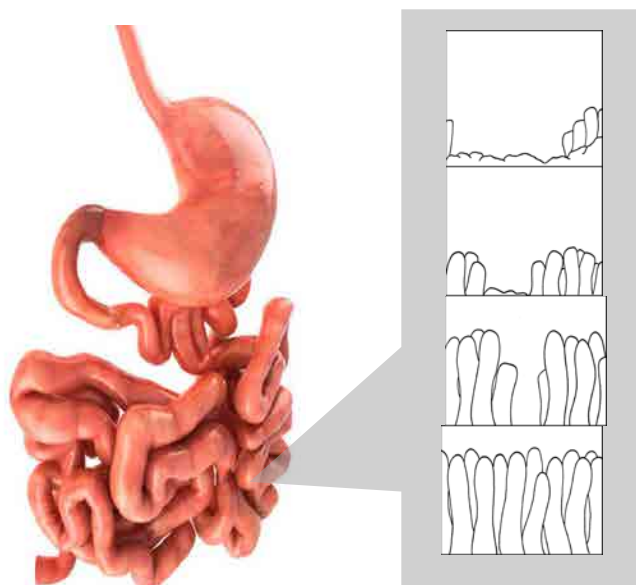
*Formerly TIMP-GLIA
Source: <https://www.courpharma.com/our-technology/>

WE ARE LEADING THE SCIENCE IN CELIAC DISEASE WITH A NEW AI - BASED TOOL AND INGESTIBLE DEVICE



PIONEERING AT BOUNDARIES OF CLINICAL MEDICINE

- Innovative, non-invasive, patented method of measuring total burden of intestinal disease



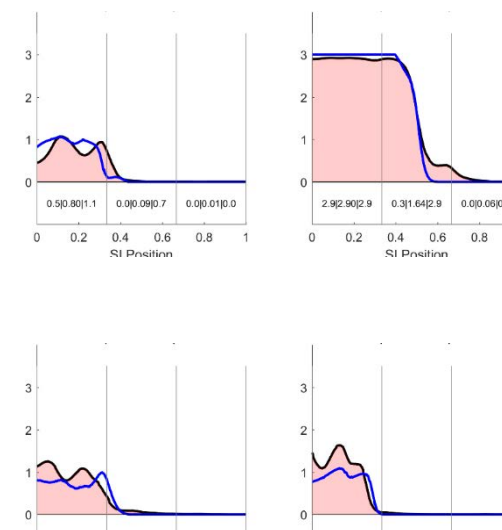
INNOVATIVE USE OF TECHNOLOGY

- Ingestible high resolution camera pill
- Modern machine-learning/ AI based image processing



PRECISION MEASUREMENT USING AI

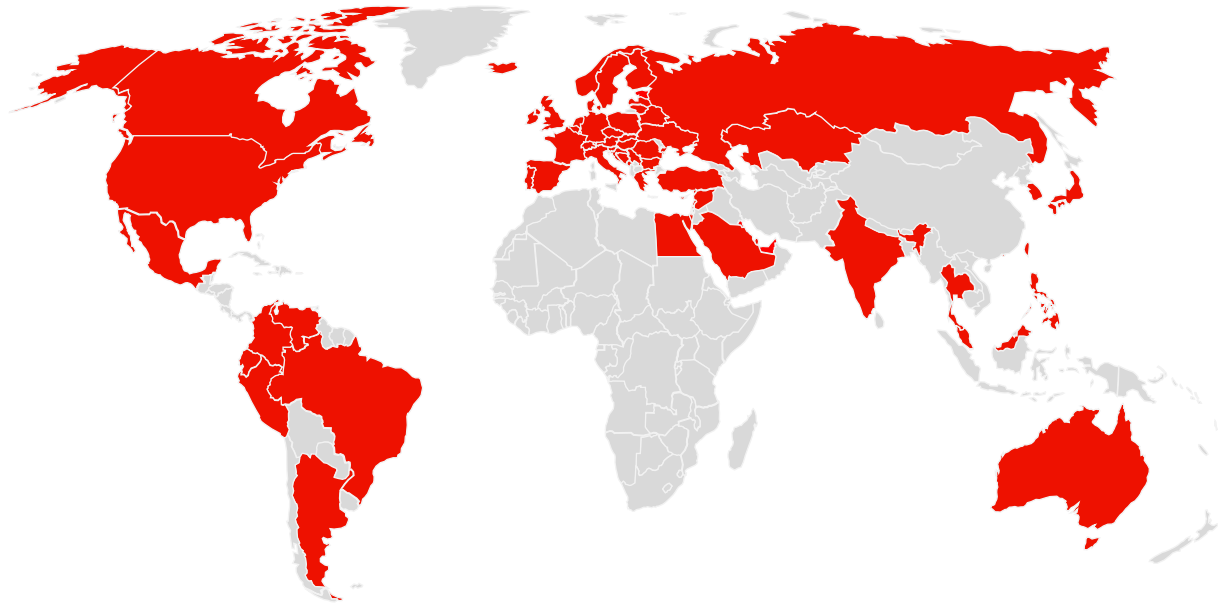
- Pioneering Automated Image assessment quantifies disease burden



TAKEDA IS THE BEST COMPANY TO BRING CELIAC THERAPIES TO PATIENTS



World-class, fully connected GI commercial infrastructure across 65+ countries that supports \$6bn+ revenues



- Extensive GI clinical footprint
- Strong reputation for scientific excellence
- Lauded for calculated risk-taking by the GI community
- Experience with redefining guidelines and treatment paths

NME MILESTONES ACHIEVED IN FY19 AND LOOKING AHEAD TO OTHER POTENTIAL MILESTONES¹ THROUGH FY20



PIVOTAL STUDY STARTS, APPROVALS

✓ TAK-611	MLD Ph 2 start ²		✓ PEVONEDISTAT TAK-924	AML Ph 3 start		TAK-721	EoE Approval	
✓ TAK-755	cTTP Ph 3 start		TAK-788	1L NSCLC Ph 3 start		mHTT ASO	Huntington's Disease Pivotal start	



1H FY 2019			2H FY 2019			1H FY 2020			2H FY 2020		
✓ TAK-925	Narcolepsy POC		✓ PEVONEDISTAT TAK-924	HR-MDS Ph 2 Overall Survival		TAK-788	2L NSCLC Ph 2 Pivotal		TAK-620	R/R CMV SOT & HSCT Ph 3 data	
✓ TAK-721	EoE Ph 3 data (induction)		✓ TAK-007	Hem. Malignancies POC		TAK-573	R/R MM, Solid Tumor POC		TAK-755	iTTP POC	
✓ TAK-101	Celiac Disease POC		TAK-609	Hunter (IT) Ph 3 data 2yr extension					TAK-935	DEE POC	
			mHTT ASO	Huntington's Disease POC					TAK-906	Gastroparesis POC	
			TAK-721	EoE Ph 3 data (maintenance)					TAK-951	Nausea & Vomiting POC	

- Oncology
- Rare Disease
- Neuroscience
- Gastroenterology

✓ Denotes milestones that have been achieved.

KEY DATA READOUTS

1. Potential key milestone dates as of November 14, 2019. The dates included herein are estimates based on current data and are subject to change
 2. Potentially registration enabling

1

We have built an industry-leading portfolio rooted in unparalleled scientific excellence and outstanding global commercial strength

2

We are well positioned to bring the first therapies to celiac patients that could change the standard of care

3

We have multiple milestones, including expected key approvals in the next 2 years that will be transformative for patients

R&D DAY AGENDA – NEW YORK, NOVEMBER 14, 2019



TIME	AGENDA
12:30 – 12:35	Welcome and Opening Remarks <i>Sheelagh Cawley-Knopf, Head R&D Global Portfolio Strategy</i>
12:35 – 12:45	Takeda: A Global Values-Based, R&D-Driven Biopharmaceutical Leader <i>Christophe Weber, President & CEO Takeda</i>
12:45 – 13:20	Translating Science into Highly Innovative, Life-changing Medicines <i>Andy Plump, President R&D</i>
13:20 – 13:45	Oncology and Cell Therapies with Spotlight on CAR-NK <i>Chris Arendt, Head Oncology Drug Discovery Unit</i>
13:45 – 14:05	Spotlight on Oncology Opportunities <ul style="list-style-type: none">• TAK-788 : <i>Rachael Brake, Global Program Lead</i>• Pevonedistat : <i>Phil Rowlands, Head Oncology Therapeutic Area Unit</i>
14:05 – 14:20	Break
14:20 – 14:45	Rare Diseases & Gene Therapy <i>Dan Curran, Head Rare Disease Therapeutic Area Unit</i>
14:45 – 15:00	Spotlight on Orexin2R agonists <i>Deborah Hartman, Global Program Lead</i>
15:00 – 15:20	Therapeutic Area Focus in GI with Spotlight on Celiac Disease <i>Asit Parikh, Head GI Therapeutic Area Unit</i>
15:20 – 16:00	Panel Q&A Session
16:00	Drinks reception

Panel Q&A Session

